

SRI VIVEKANANDA DEGREE COLLEGE FOR WOMEN

SUPPORTING DOCUMENTS FOR 2.7.1

Student Satisfaction Survey Report (2023-24)

Objective:

Sri Vivekananda Degree College for Women, Kadapa is Affiliated to Yogi Vemana University, Kadapa and accredited by NAAC A+ grade, aims for excellence in academics, co-curricular activities, extra-curricular activities and an overall growth of students, faculty members, and stakeholders. The IQAC committee of the college is dedicated to making consistent efforts in the same direction. In addition, it also takes regular feedback from students to ensure improvements wherever required and conducts student satisfaction surveys in order to assess the overall performance in the given academic year. The results of the survey will be used for NAAC and for improving the curriculum of the undergraduate courses.

Research Method:

The Structured Survey method was employed by the IQAC to get feedback from students across all disciplines. The survey was initiated via Google form in a multiple-choice question format. It was an anonymous survey.

Areas covered:

The following broad areas were covered in the Student Satisfaction Survey:

1. Academic and Teaching
2. College Library



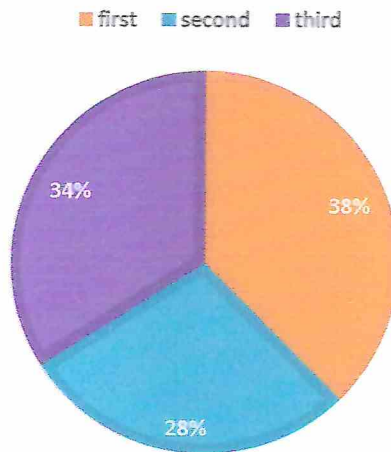
3. College Administration

4. Extracurricular Activities (Seminars, Webinars, Committee Programs, Society Programs)

Overall Sample Size:

226 responses received from students across all disciplines offered by the college.

226 RESPONSES



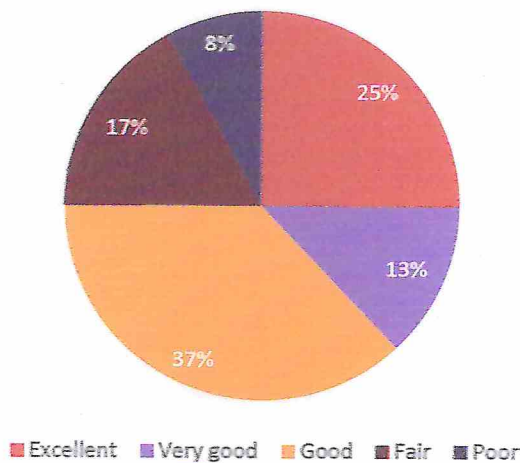
Profile of the Participants:

In total sample size of 226 students 38% participants are First Year Students, 28% second year students and 34% students are third year students.

Analysis:

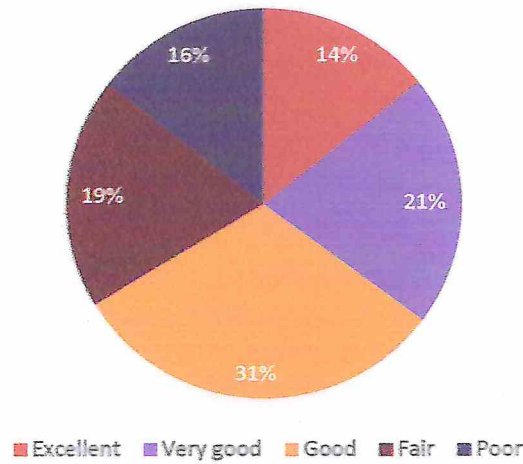
Academic & Teaching

Choices of Paper & Curriculum



25% respondents reported excellent while 13% of respondents reported 'Very Good' and 37% of reported 'Good' and 17% respondents reported 'Fair' in terms of the satisfaction received with the use of appropriate teaching aids in the classroom while only 8% respondents reported 'poor' for the same category. The choice of papers and curriculum is very essential for students under the NEP's guidelines as it emphasizes a shift towards holistic development, encouraging students to explore diverse fields of study beyond traditional subjects.

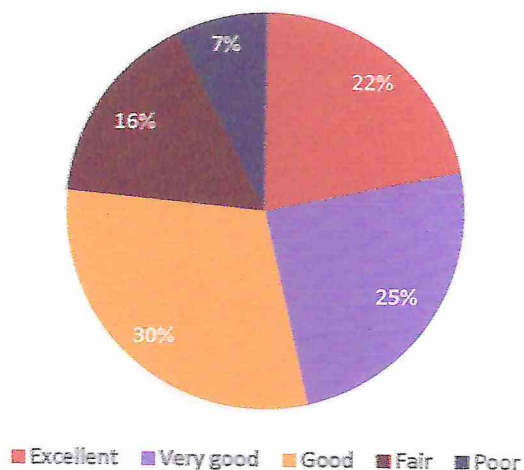
Use of appropriate teaching aids in Class rooms



14% respondents feels that use of appropriate teaching aids are excellent while 21% of respondent's report 'Very Good' and 31% of reported 'Good' and 19% respondents reported 'Fair' in terms of the satisfaction received with the use of appropriate teaching aids in the classroom while only 16% respondents report 'poor' for the same category.



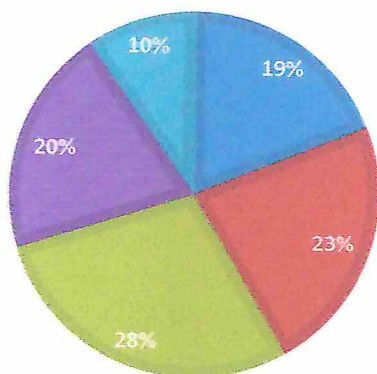
Regularity & Punctuality of classes



22% respondents admit that classes are regular and are conducted on time. 25 reported 'Very Good' and 30% reported 'Good' 16% respondents reported 'Fair' on regularity of classes on time and 7% of the respondents feels that classes are not regular and not on time.

EVALUATION/ASSESSMENT MECHANISM ADOPTED BY THE TEACHERS

■ Excellent ■ Very Good ■ Good ■ Fair ■ Poor

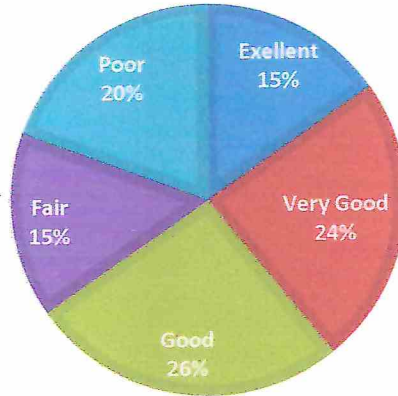


19% of the respondents feels that Evaluation/assessment mechanism adopted are excellent, 23% reported 'Very Good', 28.5% (79) reported 'Good' and 20.2% (56) respondent feels it as 'Fair' and 9.7% (27) respondents believe that Evaluation/assessment mechanism adopted are poor.



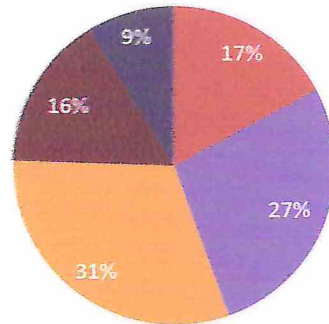
SUPPORT AND GUIDANCE PROVIDED REGARDING NEP

■ Excellent ■ Very Good ■ Good ■ Fair ■ Poor



15% of the respondents feel that Support and Guidance provided regarding NEP is excellent 24% feels 'Very Good', 26% of the respondents reported 'Good' and 15% reported it as 'Fair'. 20% of the respondents feels feel that Support and Guidance provided regarding NEP is 'Poor'

Based on teaching, knowledge acquired by the Student

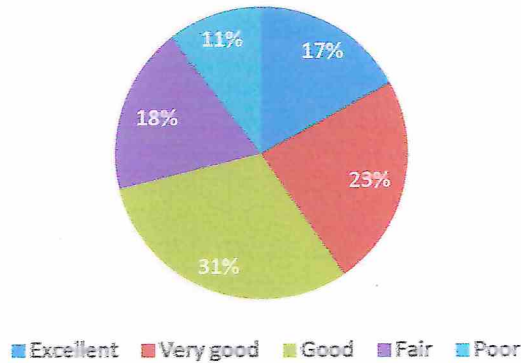


■ Excellent ■ Very good ■ Good ■ Fair ■ Poor

17% of the respondents reported excellent on the knowledge acquired based on Teaching. 27%) feels it 'Very Good' and 31% feels it as 'Good' and 16% feels it as 'Fair'. 9% of the respondents reported 'Poor'.



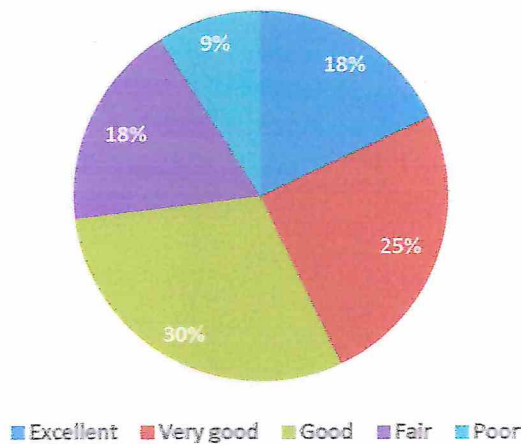
Overall satisfaction with learning experience



17% of the respondents reported excellent on the question of overall satisfaction. 23%,31% and 18% of the respondents are Very good, good &fairly satisfied respectively on learning experience whereas 11% of the respondents are not happy with overall learning experience.

College Library

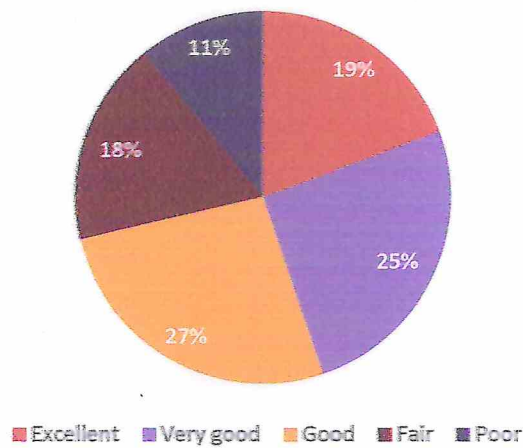
Support & Guidance provided by the teachers



18% of the respondents feel that accessibility to e-resources in college library is excellent. 25%, 28% and 18% of the respondents are Very good, good &fairly satisfied respectively with college librarye-resources whereas 11% of the respondents are not happy with availability of e-resources.



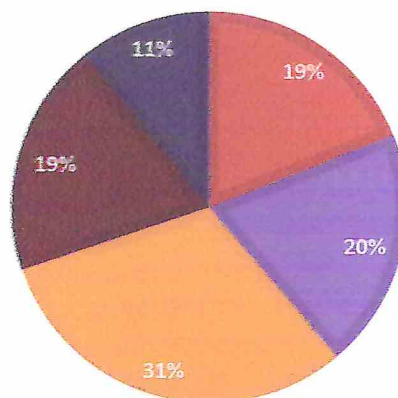
Support & assistance provided by the library staff




19% respondents reported the assistance and support provided by library staff as excellent. 25% , 27% and 18% respondents find the support and assistance as fairly well, whereas 11% of the respondents don't agree on this.

OVERALL SATISFACTION WITH E-LIBRARY EXPERIENCE

■ Excellent ■ Very good ■ Good ■ Fair ■ Poor



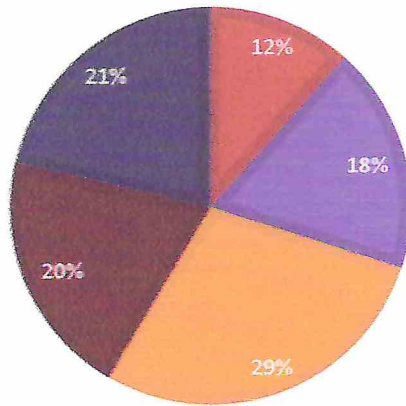
19% of the respondents reported excellent on the question of overall satisfaction. 20% , 31% and 19% of the respondents are fairly satisfied on e-library experience whereas 11% of the respondents are not happy with overall e-library experience.



College Administration

SUPPORT & ASSISTANCE PROVIDED BY THE COLLEGE ADMINISTRATION STAFF

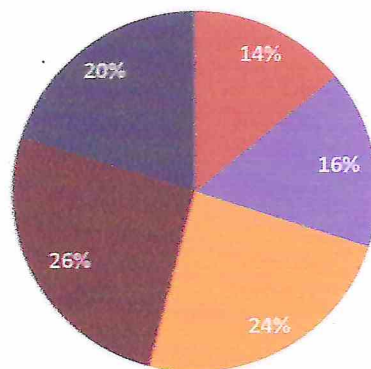
■ Excellent ■ Very good ■ Good ■ Fair ■ Poor



The responses to adequacy of support and assistance provided by college administration staff reveals that 12% finds totally adequate, 18%, 29% and 20% of the respondents are also happy but 21% of the respondents feels that the support and assistance was not adequate.

OVERALL SATISFACTION WITH COLLEGE ADMINISTRATION SUPPORT

■ Excellent ■ Very good ■ Good ■ Fair ■ Poor



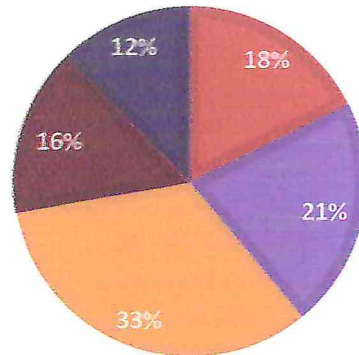
14% respondents are fully satisfied with the overall experience with college administration staff. 16%, 24% and 26% of the respondents reported positive on the overall experience with college administration staff and 20% of the respondents reported negative on this.



Extracurricular Activities (Webinar, committee programs, Society programs)

RELEVANCE & CONTENT OF SEMINAR/WEBINAR ORGANISED BY THE COLLEGE

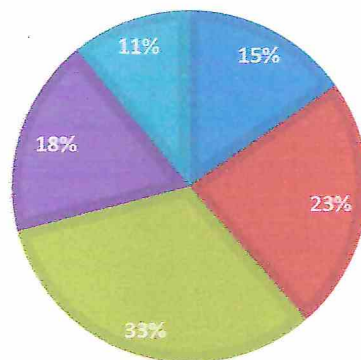
■ Excellent ■ Very good ■ Good ■ Fair ■ Poor



18% respondents feel that events organized as part of extracurricular activities were totally relevant. 21%, 33% and 16% of the respondents reported positive on the overall experience with extracurricular activities 12% of the respondents reported negative on this.

LEVEL OF KNOWLEDGE ACQUIRED BY YOU DURING ACADEMIC YEAR 2022-23

■ Excellent ■ Very good ■ Good ■ Fair ■ Poor

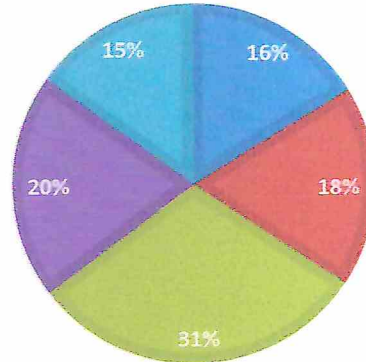


15% respondents feel that knowledge acquired via various events was excellent. 23%, 33% and 18% of the respondents reported positive on the overall knowledge acquired via extracurricular activities. 11% of the respondents reported that the knowledge component wasn't up to the mark.



OVERALL SATISFACTION WITH SEMINAR/WEBINARS ORGANISED DURING
ACADEMIC YEAR 2022-23

■ Excellent ■ Very good ■ Good ■ Fair ■ Poor



15% respondents feel that events organized was very enriching. 18%, 31% and 20% of the respondents reported positive on the overall enrichment experience. 15% of the respondents feels that the events organized were not enriching.

Action Taken:

- The collected sample pool was carefully studied by the IQAC committee in August 2023.
- A meeting was arranged with the Principal, to reflect on the survey and seek suggestions for further improvements.
- In view of the responses received, for the improvement of curriculum and other facilities, the IQAC is tirelessly working to arrange virtual talks, seminars and webinars to hone the skills of the students. Since some students had suggested improvement of facilities.
- All in all, the inputs collected were taken into consideration to improve the overall learning experience for students.

PRINCIPAL
SRI VIVEKANANDA
DEGREE COLLEGE FOR WOMEN
KADAPA.

